

From: "Evanescence - The Open Door"

The Open Door

Published Under License From
Alfred Publishing Co., Inc.

© Musicnotes, Inc.

NOTICE: Purchasers of this musical file are entitled to use it for their personal enjoyment and musical fulfillment. However, any duplication, adaptation, arranging and/or transmission of this copyrighted music requires the written consent of the copyright owner(s) and of Alfred Publishing Co., Inc. Unauthorized uses are infringements of the copyright laws of the United States and other countries and may subject the user to civil and/or criminal penalties.

musicnotes.com

SWEET SACRIFICE

Gtr. tuned down 1/2 step in Drop D tuning:

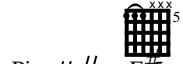
- ⑥ = D^b ③ = G^b
- ⑤ = A^b ② = B^b
- ④ = D^b ① = E^b

Words by AMY LEE
 Music by AMY LEE and TERRY BALSAMO

Moderately $\text{♩} = 96$

Verse 1:

Guitar: \rightarrow G5



Piano: F#7

1. It's true, we're all a lit-tle in - sane, but

G5



F#7

E^b5



D5

D5



C#7

it's so clear now that I'm un - chained.

G5



F#7

F5



E5

G5



F#7

Fear is on - ly in our minds, tak - ing o - ver all

CALL ME WHEN YOU'RE SOBER

Gtr. in Drop D tuning:

- ⑥ = D ③ = G
- ⑤ = A ② = B
- ④ = D ① = E

Words by AMY LEE
 Music by AMY LEE and TERRY BALSAMO

Moderately $\text{♩} = 96$

Chorus:

Chorus:

Don't cry to me. If you loved me, you would be here with me. You want me? Come find me. Make up your mind.

Chord diagrams and fret numbers are provided for the guitar accompaniment:

- Em (000)
- C (x3)
- Em (000)
- E^b (xxx)
- G (ox4)
- E^b (xxx)
- G (ox4)
- Cm (x3)
- G (ox4)
- D5 (000xxx)

WEIGHT OF THE WORLD

Gtr. in Drop D tuning:

- ⑥ = D ③ = G
- ⑤ = A ② = B
- ④ = D ① = E

Words by AMY LEE
 Music by AMY LEE and TERRY BALSAMO

Moderate driving rock $Q = 112$

Chord diagrams shown above the treble staff:

- E5: $\begin{array}{|c|c|c|c|c|c|} \hline \times & \times & \times & \times & \times & \times \\ \hline \end{array}$
- F5: $\begin{array}{|c|c|c|c|c|c|} \hline \times & \times & \times & \times & \times & \times \\ \hline \end{array}$
- D5: $\begin{array}{|c|c|c|c|c|c|} \hline \times & \times & \times & \times & \times & \times \\ \hline \end{array}$
- N.C.: No Chords

Lyrics:

1. Feels like the weight of the world,
 2. See additional lyrics

*Original recording in key of E_♭ major.

© 2006 DWIGHT FRYE MUSIC, INC. o/b/o itself and PROFESSOR SCREWEYE PUBLISHING (BMI)
 and BUG o/b/o SWEET T 666 MUSIC (ASCAP)
 All Rights Administered by DWIGHT FRYE MUSIC, INC.
 All Rights Reserved

LITHIUM

* Gtr. tuned down 1/2 step:

- ⑥ = E^b ③ = G^b
- ⑤ = A^b ② = B^b
- ④ = D^b ① = E^b

Words and Music by
AMY LEE

Moderate rock $Q=116$

Chorus:

Guitar → Bm

Piano → Bm

Chord diagrams for the first line:
 Bm: x24432 (with x on 1st string)
 A: x02232 (with x on 1st string)
 Em: x02232 (with x on 1st string)

Lyrics: Lith - i - um, don't wan-na lock me up in-side.

Bm (with pedal)

Chord diagrams for the second line:
 Bm: x24432 (with x on 1st string)
 A: x02232 (with x on 1st string)
 Em: x02232 (with x on 1st string)

Lyrics: Lith - i - um, don't wan-na for-get how it feels with-out.

Chord diagrams for the third line:
 Bm: x24432 (with x on 1st string)
 A: x02232 (with x on 1st string)
 Em: x02232 (with x on 1st string)

Lyrics: Lith - i - um, I wan-na stay in love with my.

* Original recording utilizes a 7 string guitar. This arrangement has been adapted for 6-string.

CLOUD NINE

*Gtr. tuned down 1/2 step in Drop D tuning:

- ⑥ = D \flat ③ = G \flat
- ⑤ = A \flat ② = B \flat
- ④ = D \flat ① = E \flat

Words by AMY LEE
 Music by AMY LEE and TERRY BALSAMO

Moderate rock $\text{♩} = 96$
 N.C.

The first system of the musical score consists of three staves. The top staff is the guitar part, starting with a G chord and a 4/4 time signature. The middle staff is the vocal line, with lyrics "Oh. _____ Oh. _____ If you want to". The bottom staff is the bass line, starting with an F chord and a 4/4 time signature. The music is in a moderate rock style with a tempo of 96 beats per minute.

Verse 1:

The second system of the musical score consists of three staves. The top staff is the guitar part, starting with a G chord and a 4/4 time signature. The middle staff is the vocal line, with lyrics "live, _ let live. _ If you want to go, _ let go. _ I'm not a-fraid to". The bottom staff is the bass line, starting with an F chord and a 4/4 time signature. The music continues in the moderate rock style.

The third system of the musical score consists of three staves. The top staff is the guitar part, starting with a G chord and a 4/4 time signature. The middle staff is the vocal line, with lyrics "dream, _ to sleep, _ sleep _ for - ev - er. _". The bottom staff is the bass line, starting with an F chord and a 4/4 time signature. The music continues in the moderate rock style.

* Original recording utilizes a 7-string guitar. This arrangement has been adapted for 6-string.

© 2006 DWIGHT FRYE MUSIC, INC. o/b/o itself and PROFESSOR SCREWEYE PUBLISHING (BMI)
 and BUG o/b/o SWEET T 666 MUSIC (ASCAP)
 All Rights Administered by DWIGHT FRYE MUSIC, INC.
 All Rights Reserved

SNOW WHITE QUEEN

Gtr. in drop D tuning:

- ⑥ = D ③ = G
- ⑤ = A ② = B
- ④ = D ① = E

Words by AMY LEE
 Music by AMY LEE and TERRY BALSAMO

Moderately slow half-time rock $\text{h} = 66$

$\frac{0}{\text{Verse}}$
 A7



1. Stop - light, lock the door. —
 2. Wake - up in a dream; —

(loop with effects) *mf*

Don't look back. — Un —
 fro - zen fear. — All —

dress in the dark — and hide from you, —
 your hands on me, — I — can't scream. —

© 2006 DWIGHT FRYE MUSIC, INC. o/b/o it self and PROFESSOR SCREWEYE PUBLISHING (BMI)
 and BUG o/b/o SWEET T 666 MUSIC (ASCAP)
 All Rights Administered by DWIGHT FRYE MUSIC, INC.
 All Rights Reserved

LACRYMOSA

Words by AMY LEE
 Music by AMY LEE and TERRY BALSAMO

Slowly h. = 48

N.C.

Musical notation for the first system, including guitar and synth drums parts. The guitar part starts with a G major chord and a 3/4 time signature. The synth drums part is indicated by 'x' marks on the staff. Chord diagrams for Em and B7 are provided above the staff.

Musical notation for the second system, including guitar and bass parts. The guitar part continues with various chords and a melodic line. The bass part is shown below the guitar staff. Chord diagrams for B7(b9), Em, B7(b9), Em, and B7 are provided above the staff.

Verse:

Musical notation for the verse, including guitar, bass, and vocal parts. The guitar part features a melodic line with a 'r.l.h.' marking. The bass part is labeled 'Bass part:'. The vocal part includes two lines of lyrics: '1. Out on your own,' and '2. Now that you're gone,'. Chord diagrams for Em, B7, and B7(b9) are provided above the staff.

Musical notation for the continuation of the verse, including guitar, bass, and vocal parts. The guitar part continues with a melodic line. The bass part is labeled 'Bass part:'. The vocal part includes two lines of lyrics: 'cold and a lone a gain.' and 'feel like my self a gain;'. Chord diagrams for Em, B7, and B7(b9) are provided above the staff.

© 2006 DWIGHT FRYE MUSIC, INC. o/b/o it self and PROFESSOR SCREWEYE PUBLISHING (BMI)
 and BUG o/b/o SWEET T 666 MUSIC (ASCAP)
 All Rights Administered by DWIGHT FRYE MUSIC, INC.
 All Rights Reserved

LIKE YOU

Words and Music by
AMY LEE

*Gtr. tuned down 1/2 step:

⑥ = E^b ③ = G^b
 ⑤ = A^b ② = B^b
 ④ = D^b ① = E

Moderately $\text{♩} = 100$

Guitar → C[#]m

Piano → Cm

Chord diagrams for the first system:
 C[#]m: x02344 (4)
 A: x02220 (x)
 Cm: x3x0x3 (4)

Verse: (with pedal)

Verse: C[#]m

Chord diagrams for the second system:
 C[#]m: x02344 (4)
 A: x02220 (x)
 Cm: x3x0x3 (4)

1. Stay _____ low, _____ soft, _____ dark, _____ and dream - less,
 2. See additional lyrics

Chord diagrams for the third system:
 C[#]m: x02344 (4)
 A: x02220 (x)
 F[#]m: x23232 (4)
 G[#]: x23232 (4)

far be - neath _____ my _____ night - mares and lone - li - ness _____ that

Chord diagrams for the fourth system:
 C[#]m: x02344 (4)
 A: x02220 (x)
 Cm: x3x0x3 (4)

hate _____ me _____ for breath _____ ing _____ with-out _____ you.

* Original recording utilizes a 7-string guitar. This arrangement has been adapted for 6-string.

© 2006 PROFESSOR SCREWEYE PUBLISHING (BMI) and DWIGHT FRYE MUSIC, INC. (BMI)
 All Rights Administered by DWIGHT FRYE MUSIC, INC.
 All Rights Reserved

Gtr. tuned down 1/2 step in Drop D tuning:

- ⑥ = D^b ③ = B^b
- ⑤ = A^b ② = B^b
- ④ = D^b ① = E^b

LOSE CONTROL

Words by AMY LEE

Music by AMY LEE and TERRY BALSAMO

Moderately $Q=96$

Guitar → F



Piano → E

E



E0

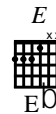
First system of musical notation. It includes a guitar staff with a key signature of two flats and a 4/4 time signature. The piano accompaniment is shown in three staves. Chord diagrams for F and E are provided below the system. The text "(with pedal)" is written under the piano part.

Second system of musical notation, continuing the piece. It features similar notation for guitar and piano, with a key signature change to one flat and a 4/4 time signature. Chord diagrams for F and E are provided below the system.

Verse:



(continue Background vocals)



Third system of musical notation, starting with the verse. It includes the vocal line with lyrics: "1. You don't re mem - ber my name. Mar - y had a lamb,". The piano accompaniment continues with the same notation as the previous systems. Chord diagrams for F and E are provided below the system.

THE ONLY ONE

Gtr. tuned down a whole step to Drop D tuning:

- ⑥ = C ③ = F
- ⑤ = G ② = A
- ④ = C ① = D

Words by AMY LEE
 Music by AMY LEE and TERRY BALSAMO

Guitar \longrightarrow Gm



Piano \longrightarrow Fm

First system of music notation. It includes a guitar staff with a Gm chord diagram, a piano staff with an Fm chord diagram, and a vocal line with lyrics: (Huh) huh huh, huh huh huh.

Gm6



Second system of music notation. It includes a guitar staff with a Gm6 chord diagram, a piano staff with an Fm6 chord diagram, and a vocal line with lyrics: huh huh huh, huh huh huh.

Ebmaj7



Third system of music notation. It includes a guitar staff with an Ebmaj7 chord diagram, a piano staff with a Dbmaj7 chord diagram, and a vocal line with lyrics: You know, huh you're not the only one.

Gm



Fourth system of music notation. It includes a guitar staff with a Gm chord diagram, a piano staff with an Fm chord diagram, and a vocal line with lyrics: huh huh huh, huh huh huh.

YOUR STAR

Gtr. tuned down a whole step in Drop D tuning:

- ⑥ = C ③ = F
- ⑤ = G ② = A
- ④ = C ① = D

Words by AMY LEE
 Music by AMY LEE and TERRY BALSAMO

Moderately $\text{♩} = 100$

Asus Gsus Dm D2 Dm7 G/D

(with pedal)

Dm D2 Dm7 D5

Verse 1:

Dm D2 Dm7 G/D

1. I can't see your star.

(Ooh.)

I can't see your star.

Though I

Dm D2 Dm7 D5

ALL THAT I'M LIVING FOR

*Gtr. tuned down 1/2 step:

- ⑥ = E^b ③ = G^b
- ④ = A^b ② = B^b
- ③ = D^b ① = E^b


Words by AMY LEE

Music by AMY LEE and JOHN LECOMPT

Moderately fast $Q=128$

Chorus:

Guitar → E5



Piano → E^bG

Chorus: *f*

All ___ that I'm liv-ing for, ___ all ___ that I'm dy-ing for, ___

E5



E^bG

C



C⁰

E5



E^bG

C



C⁰

___ all ___ that I can't ig - nore ___ a - lone _ at night. _

E5



E^bG

C



C⁰

mf

GOOD ENOUGH

Moderately slow $\text{♩} = 92$

Words and Music by
AMY LEE

Chords: Fm, Edim7, Db, C

(with pedal)

Chords: Fm, Edim7, Db, C

Chords: Db, Bbm, G

cresc. *poco rit. decresc.*

Chords: Cm, Ab, Cm, Ab

a tempo

Chords: Cm, Ab, G7, N.C.

rit.